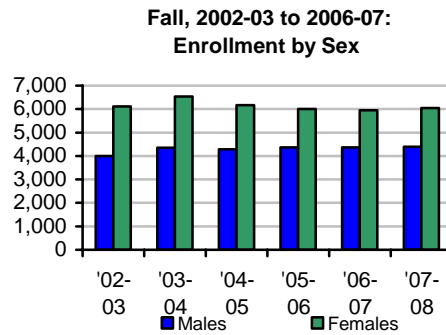
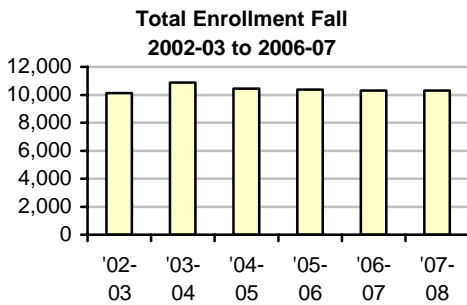


## Brookhaven College 2007 Fall Student Profile

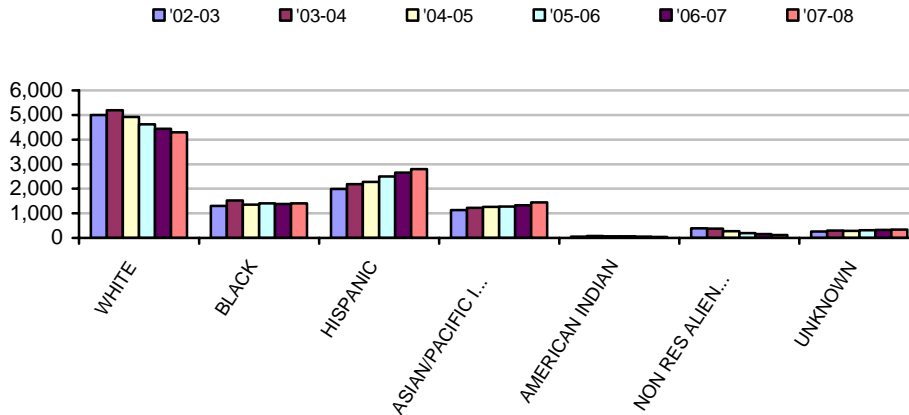
Enrollment through 12<sup>th</sup> class day for Fall 2007 increased by 1 percent over last year during the same time period.

The following charts and graphs show trends over the past 5 years.

- Out of the 10,437 students enrolled in Fall 2007; 5,660 were First Time at BHC students. This constitutes approximately 54% of the total student population for the term.
- 58% of our Fall 2007 students are female students.
- The highest enrollment increase with regard to ethnicity came from Asian/Pacific Islander students at 7.8% followed by Hispanic students with 5.5% increase. Enrollment by nonresident aliens is down by 25.2% (from 151 in Fall 2006 to 113 in Fall 2007).

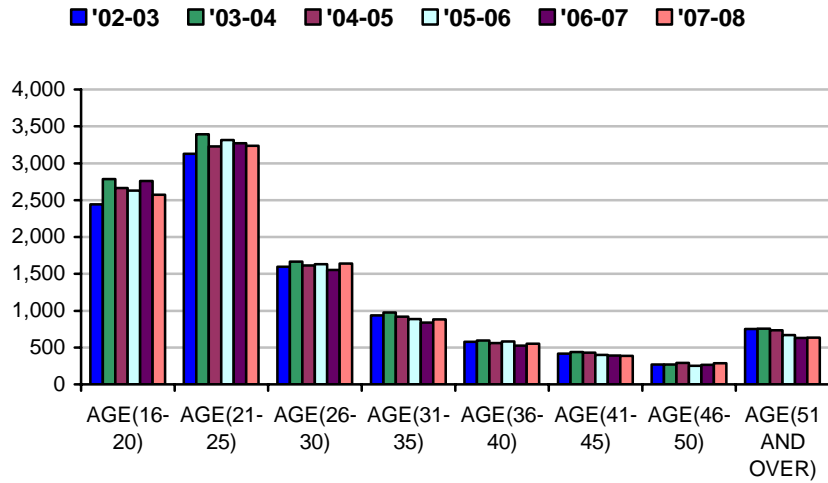


**Fall Enrollment by Ethnicity**



The Fall 2007 student body at BHC is comprised of 57% who are between the ages of 16 and 25, 25% are between the ages of 26 and 40 and 13% are above the age of 40.

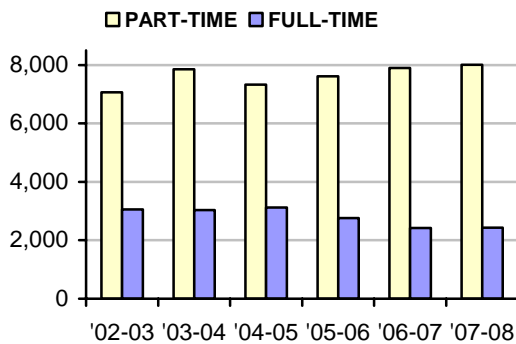
### Fall Enrollment by Age



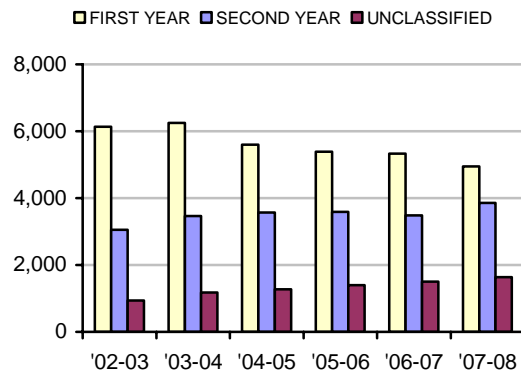
Further desegregation of the data by enrollment status, academic level, and residency status shows that:

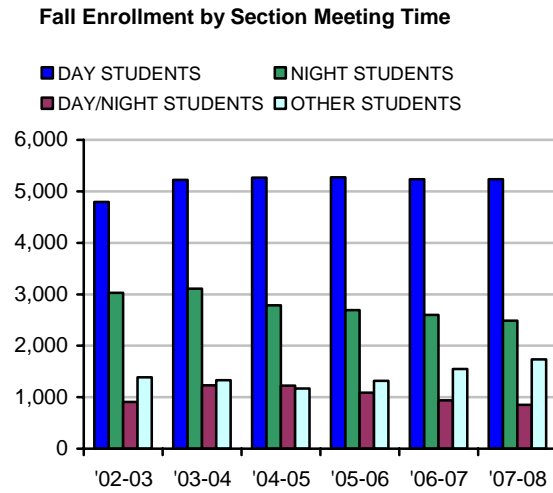
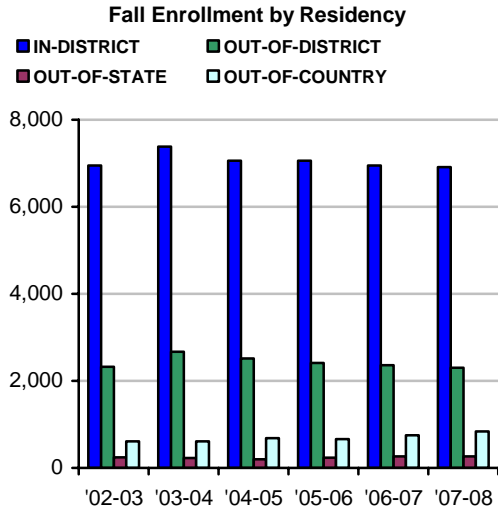
- 77% of the students are part-time students
- 47% of the students are classified as first year students
- 67% come from the Dallas county while 24% are out-of district students
- 8% of the student population are from out of country
- 50% are day students, 24% take night classes while the remaining student are enrolled in both day and night classes and online courses

### Fall Enrollment by Status

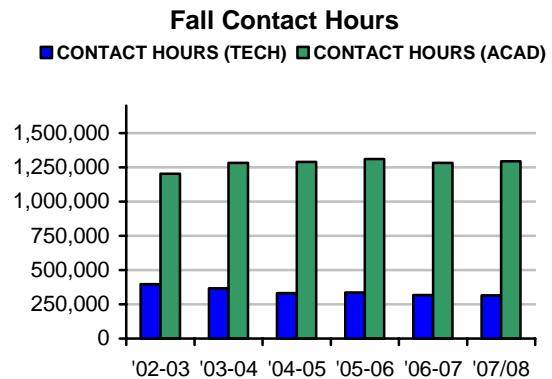
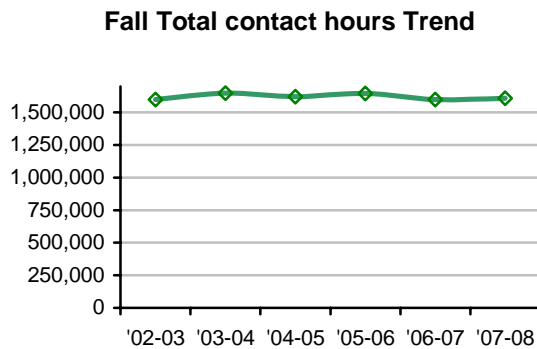


### Fall Enrollment by Academic Level





Total contact hours in Fall 2007 are flat compared to Fall 2006 (less than one percent variance). The breakdown of total contact hours reveals Academic courses make up 80% of all contact hours generated and the remaining contact hours came from Technical Occupational courses.



While enrollment data helps the college community understand our student population, this is only one aspect of our existence. In order to fulfill our stated mission, we must also be concerned with how students experience the college, how they progress towards their educational goal, and whether or not they are achieving the intended educational outcomes within each course. Clearly our student demographics are changing. Are we up to the challenge to help our students succeed?