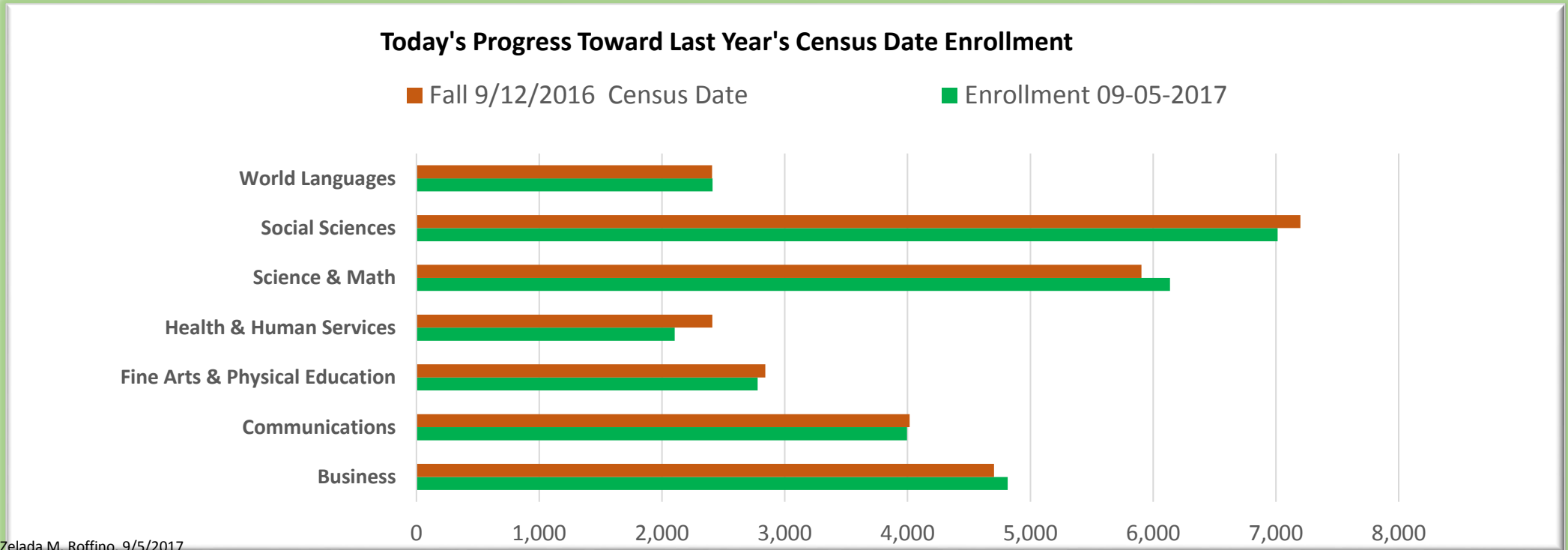
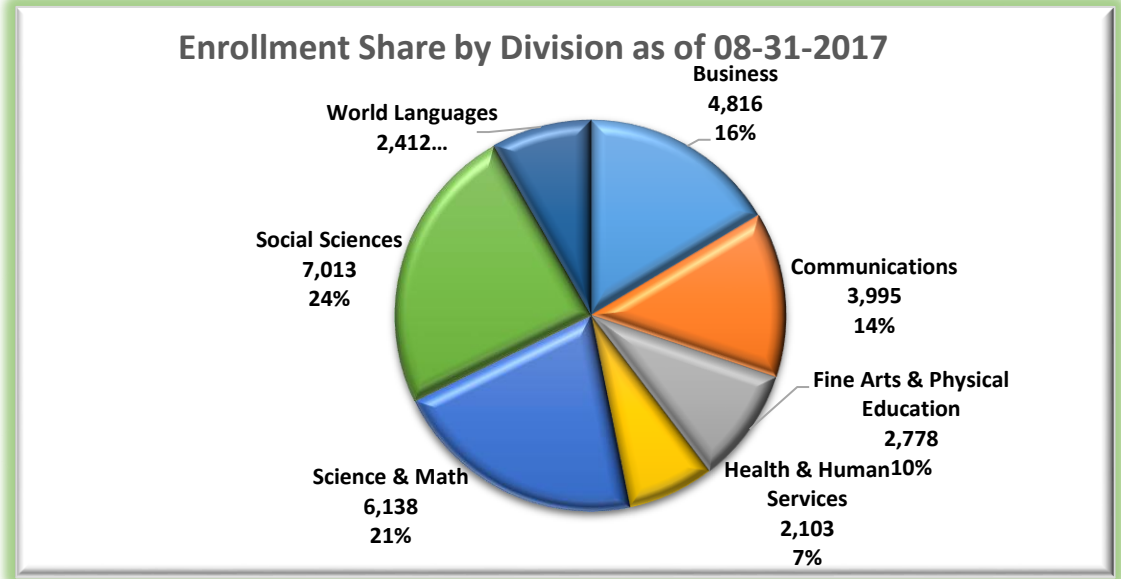


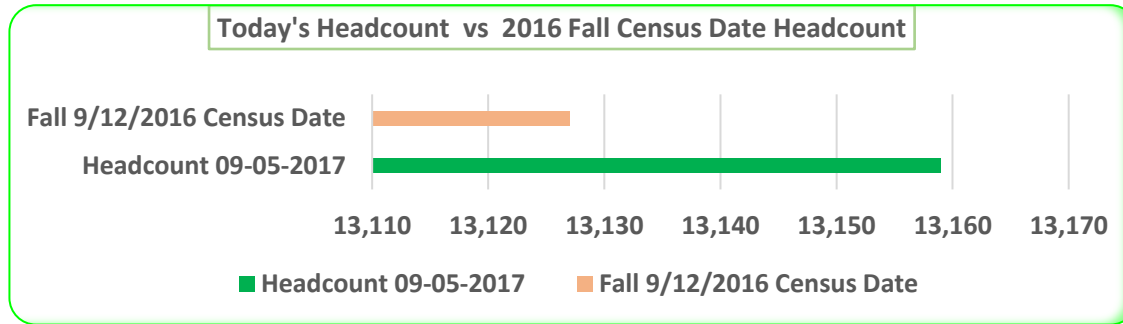
## Brookhaven College 2017 Fall Enrollment Progress

Division	Enrollment 09-05-2017	Fall 8/29/2016 1st class day	Fall 9/12/2016 Census Date	Today as % of last year's census date	% remaining to reach last year's census enrollment
Business	4,816	4,607	4,705	102%	-2%
Communications	3,995	4,036	4,017	99%	1%
Fine Arts & Physical Education	2,778	2,759	2,841	98%	2%
Health & Human Services	2,103	2,294	2,410	87%	13%
Science & Math	6,138	5,908	5,905	104%	-4%
Social Sciences	7,013	6,946	7,200	97%	3%
World Languages	2,412	2,458	2,408	100%	0%
<b>Total Credit Enrollments</b>	<b>29,255</b>	<b>29,008</b>	<b>29,486</b>		



## Brookhaven College 2017 Fall Enrollment Progress

Brookhaven College						
Headcount 09-05-2017	Fall 2016 First Day	Fall 9/12/2016 Census Date	Difference between today and Fall 2016 Census date	Today's Headcount as Percentage of Fall 2016 Census Date Headcount	Paid Students	Percent of Students Paid
13,159	12,646	13,127	(32)	100%	12,880	98%



Brookhaven College				
2017FA Contact Hours as of 09-05-2017	Fall 8/29/2016 First Day	9/12/2016 Census Date Contact Hours	Contact Hours needed to equal 2016FA census date	Today's Contact Hours as Percentage of Fall 2016 Census Date Contact Hours
1,763,889	1,753,816	1,784,584	20,695	99%

