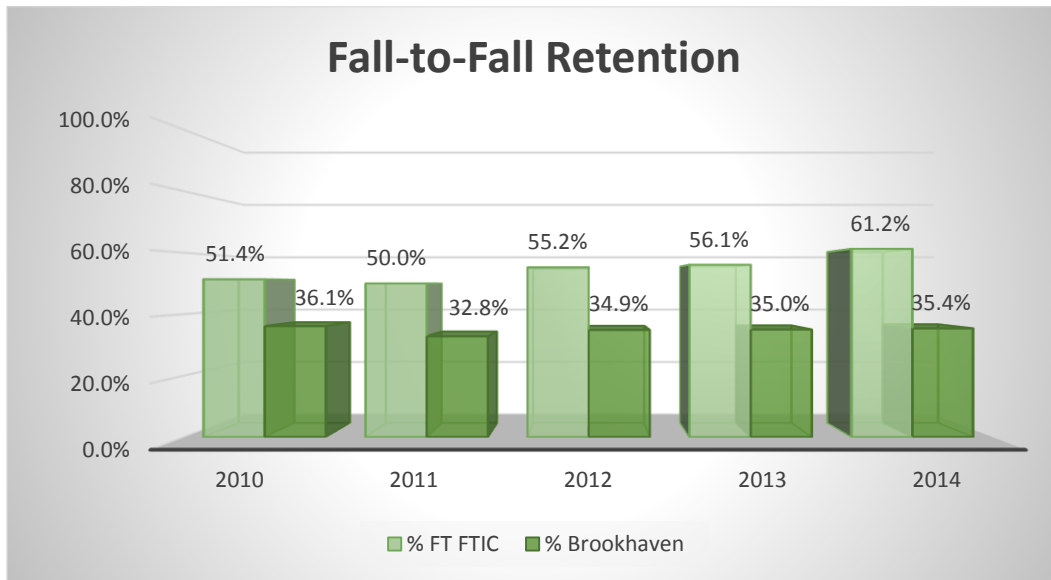


Brookhaven College Public Disclosure

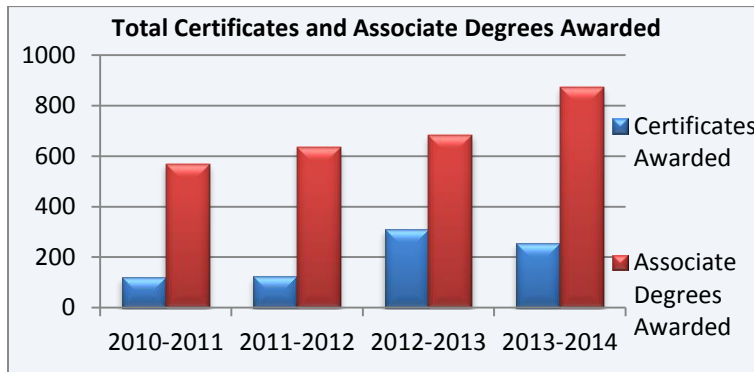
Student Retention, Graduation, Licensure and Job Placement

Student Retention Rates



Source: Colleague by Ellucian
 FT FTIC = full-time, first-time-in-college

Student Graduation Rates

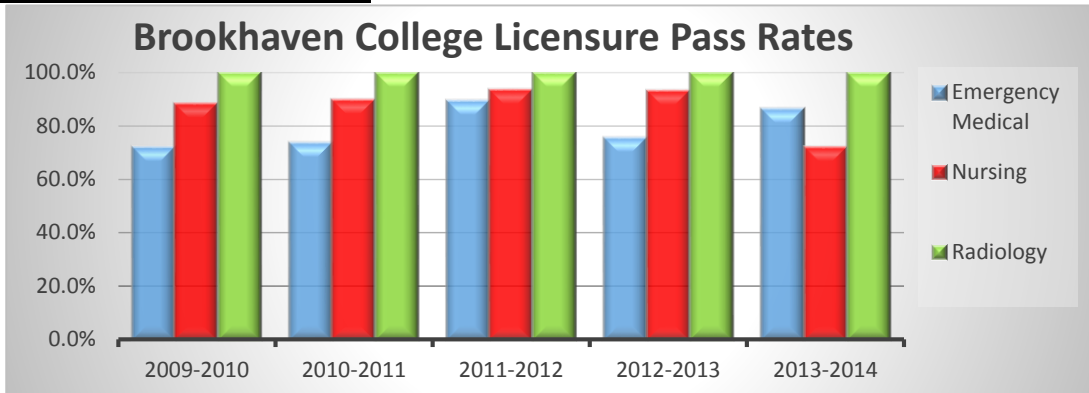


| | Certificates Awarded | Associate Degrees Awarded | Total Awards |
|------------------|----------------------|---------------------------|--------------|
| 2010-2011 | 120 | 569 | 689 |
| 2011-2012 | 124 | 634 | 758 |
| 2012-2013 | 309 | 684 | 993 |
| 2013-2014 | 254 | 874 | 1,128 |

Source: IPEDS (Integrated Postsecondary Education Data system)

Brookhaven College Public Disclosure
Student Retention, Graduation, Licensure and Job Placement

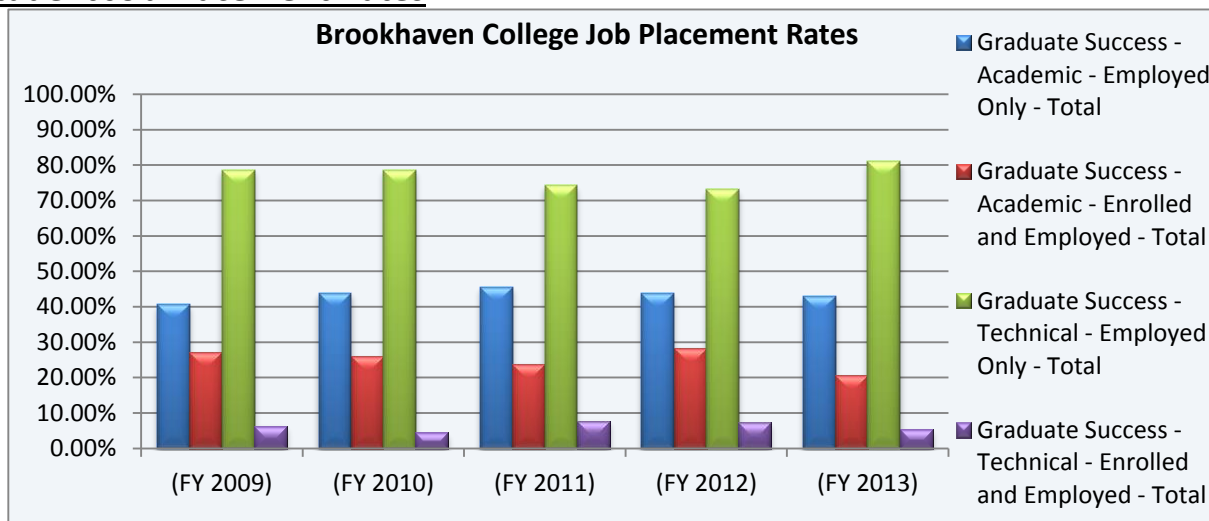
Student Licensure Rates



Source: Texas Higher Education Coordinating Board CB116

| | Emergency Medical | Nursing | Radiology |
|-----------|-------------------|---------|-----------|
| 2009-2010 | 72.4% | 88.5% | 100.0% |
| 2010-2011 | 74.0% | 90.0% | 100.0% |
| 2011-2012 | 89.7% | 93.7% | 100.0% |
| 2012-2013 | 75.9% | 93.3% | 100.0% |
| 2013-2014 | 86.7% | 72.3% | 100.0% |

Student Job Placement Rates



| Student Job Placement Rates | (FY 2009) | (FY 2010) | (FY 2011) | (FY 2012) | (FY 2013) |
|--|-----------|-----------|-----------|-----------|-----------|
| Graduate Success - Academic - Employed Only - Total | 40.6% | 43.9% | 45.6% | 43.7% | 43.0% |
| Graduate Success - Academic - Enrolled and Employed - Total | 27.0% | 26.0% | 23.9% | 28.3% | 20.6% |
| Graduate Success - Technical - Employed Only - Total | 78.6% | 78.6% | 74.3% | 73.0% | 81.1% |
| Graduate Success - Technical - Enrolled and Employed - Total | 6.3% | 4.5% | 7.8% | 7.2% | 5.4% |

Source: Texas Higher Education Coordinating Board Accountability System