


DALLAS COUNTY COMMUNITY COLLEGE DISTRICT



Financial Statements

As of November 30, 2015

*Dallas County Community College District
 Combined Balance Sheet (Unaudited)
 November 30, 2015
 With Comparative Totals (000's)*

	<i>Current Funds</i>	<i>Plant Funds</i>	<i>Loan and Agency Funds</i>	<i>Quasi- Endowment Fund</i>	<i>Total Current Year</i>	<i>Total As Of 08/31/15</i>	<i>Total November 2014</i>
<u>ASSETS:</u>							
Cash and Cash Equivalents	\$11,776	\$56,175	\$1,930	(\$1,333)	\$68,548	\$143,940	\$39,745
Receivables, Net	25,025	551			25,576	47,806	21,823
Inventories and Other Assets	12,783	95		12	12,890	13,387	2,737
Due From Other Funds	55	7			62	56	453
Investments	186,223	39,084		6,957	232,264	192,479	234,144
Property, Plant, and Equipment		635,597			635,597	639,354	644,973
TOTAL ASSETS	\$235,862	\$731,509	\$1,930	\$5,636	\$974,937	\$1,037,022	\$943,875
<u>LIABILITIES:</u>							
Accounts Payable and Accrued Liabilities	\$93,390	\$14,375	\$126		\$107,891	\$127,336	\$37,454
Due to Other Funds	62				62	56	453
Deposits and Deferred Revenues	11,417		1,677	84	13,178	53,867	12,381
Notes Payable					-	-	-
Bonds Payable		336,670			336,670	336,670	356,370
TOTAL LIABILITIES	\$104,869	\$351,045	\$1,803	\$84	\$457,801	\$517,929	\$406,658
<u>FUND BALANCES:</u>							
<u>Current Funds:</u>							
Operating	\$104,374				\$104,374	\$123,897	\$153,948
Auxiliary	24,156				24,156	18,067	17,273
Restricted	-				-	-	-
Richland Collegiate High School	2,463				2,463	2,176	2,015
<u>Plant Funds:</u>							
Unexpended		75,441			75,441	62,637	65,931
Retirement of Indebtedness		6,090			6,090	3,948	3,530
Investment in Plant		298,933			298,933	302,684	288,603
Loan Fund			127		127	128	444
Quasi-Endowment Fund				5,552	5,552	5,556	5,473
TOTAL FUND BALANCES	\$130,993	\$380,464	\$127	\$5,552	\$517,136	\$519,093	\$537,217
TOTAL LIABILITIES & FUND BALANCES	\$235,862	\$731,509	\$1,930	\$5,636	\$974,937	\$1,037,022	\$943,875

Combined Assets
As of November 30, 2015

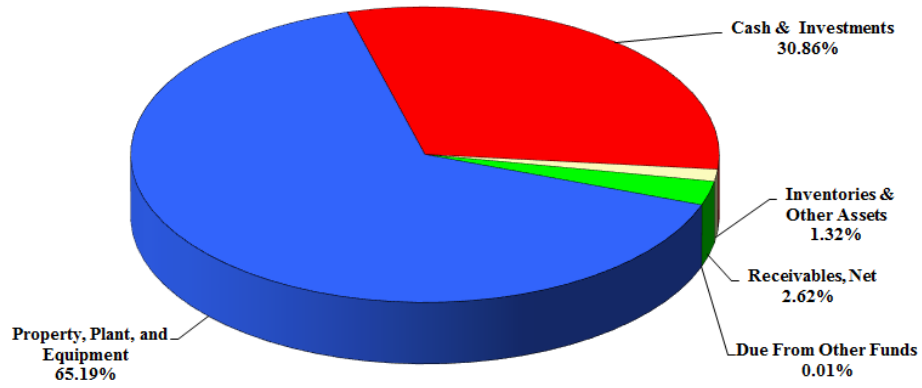


Figure 1 - Combined Assets

Combined Liabilities and Fund Balances
As of November 30, 2015

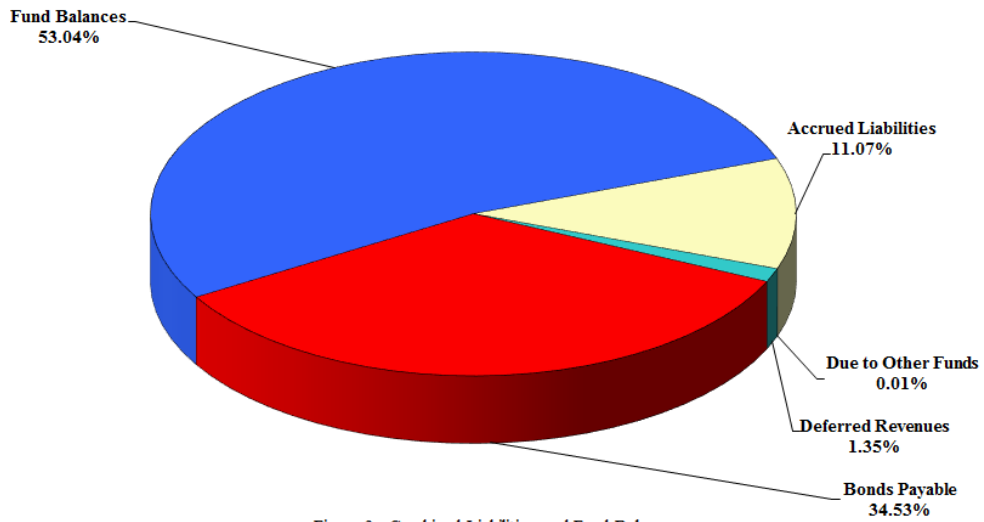


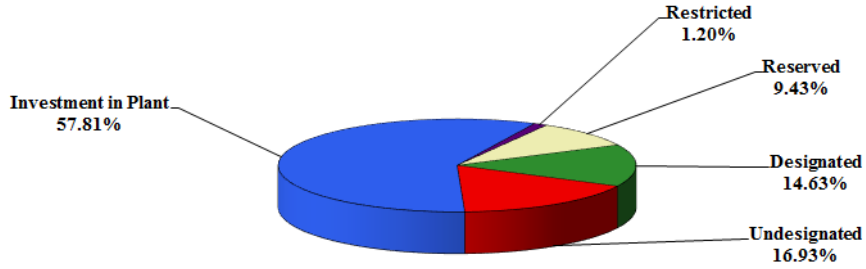
Figure 2 - Combined Liabilities and Fund Balances

Dallas County Community College District
Schedule of Fund Balance (Unaudited)
November 30, 2015
With Comparative Totals (000's)

	<i>Unrestricted</i>			<i>Restricted</i>		<i>Net Investment in Plant</i>	<i>Total-Current Month</i>	<i>Fiscal Year Ending 08/31/15</i>	<i>Net Change Increase/ (Decrease)</i>
	<i>Reserved</i>	<i>Designated</i>	<i>Undesignated</i>	<i>Debt Service</i>	<i>Other</i>				
<i>FUND BALANCES:</i>									
<i>Current Funds:</i>									
Operating	\$38,335	\$4,484	\$61,555				\$104,374	\$123,897	(\$19,523)
Auxiliary	586	2	23,568				24,156	18,067	6,089
Restricted							-	-	-
Richland Collegiate High School	23		2,440				2,463	2,176	287
<i>Subtotal:</i>	38,944	4,486	87,563				130,993	144,140	(13,147)
<i>Plant Funds:</i>									
Unexpended	9,816	65,625					75,441	62,637	12,804
Retirement of Indebtedness				6,090			6,090	3,948	2,142
Investment in Plant						298,933	298,933	302,684	(3,751)
Loan Fund					127		127	128	(1)
Quasi-Endowment Fund		5,552					5,552	5,556	(4)
TOTAL FUND BALANCES	\$48,760	\$75,663	\$87,563	\$6,090	\$127	\$298,933	\$517,136	\$519,093	(\$1,957)

Fund Balances by Type - All Funds

November 30, 2015



Fund Balances by Fund Group - All Funds

November 30, 2015

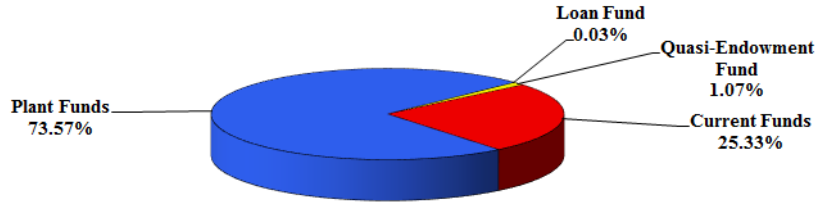


Figure 3 - Fund Balances By Type & Fund Group

Dallas County Community College District
Combined Current Funds Revenues, Expenditures, and Transfers (Unaudited)
November 30, 2015
With Comparative Totals (000's)

	<i>Operating</i>	<i>Auxiliary</i>	<i>Restricted</i>	<i>RCHS</i>	<i>Total Current Year</i>	<i>Total November 2014</i>	<i>Total November 2013</i>
<i>REVENUES:</i>							
State Appropriations	\$28,626		\$5,663	\$740	\$35,029	\$34,804	\$35,150
Tuition & Charges - Credit	53,857				53,857	52,651	50,075
Tuition & Charges - Non-Credit	5,018				5,018	4,486	4,460
Total Tuition & Charges	58,875				58,875	57,137	54,535
Ad Valorem Taxes	11,707				11,707	12,718	11,645
Investment Income	313	16		4	333	1,407	3,127
Contracts & Grants	376		14,196		14,572	12,488	17,131
Other	430				430	369	473
Auxiliary Enterprises		585			585	890	944
TOTAL REVENUES	\$100,327	\$601	\$19,859	\$744	\$121,531	\$119,813	\$123,005
<i>EXPENDITURES:</i>							
Instruction and Academic Support	\$48,228		\$6,946	\$72	\$55,246	\$55,867	\$52,679
Public Service	1,956		1,088	75	3,119	2,126	2,313
Student Services	8,252		1,350	126	9,728	10,908	10,423
Institutional Support	22,096		2,235	184	24,515	20,236	17,533
Operation and Maintenance of Plant	9,077				9,077	7,532	7,051
Financial Aid	6,258		8,673		14,931	12,088	18,531
Auxiliary Enterprises		2,378			2,378	2,207	2,127
Mandatory Transfers	(5)		424		419	(2,924)	(2,559)
TOTAL EXPENDITURES & MANDATORY TRANSFERS	\$95,872	\$2,378	\$19,868	\$457	\$118,575	\$113,888	\$113,216
<i>Other Transfers and Additions, net</i>	(23,978)	7,866	9		(16,103)	(15,998)	(16,350)
NET INCR/(DECR) in FUND BALANCE	(\$19,523)	\$6,089	-	\$287	(\$13,147)	(\$10,073)	(\$6,561)

Current Unrestricted Revenues
as of November 30, 2015

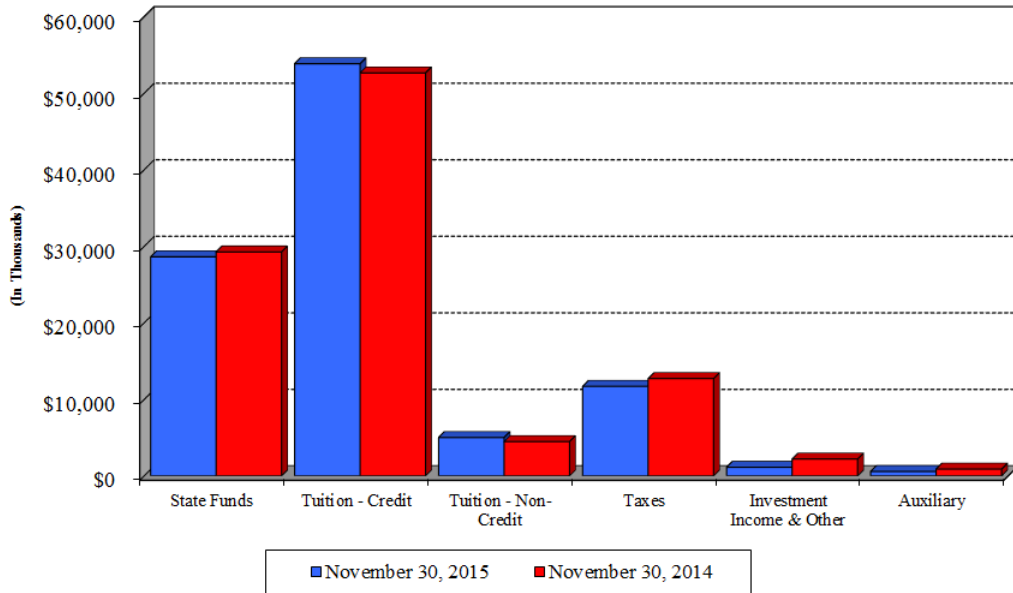


Figure 4 - Current Unrestricted Revenues

Current Unrestricted Expenditures
as of November 30, 2015

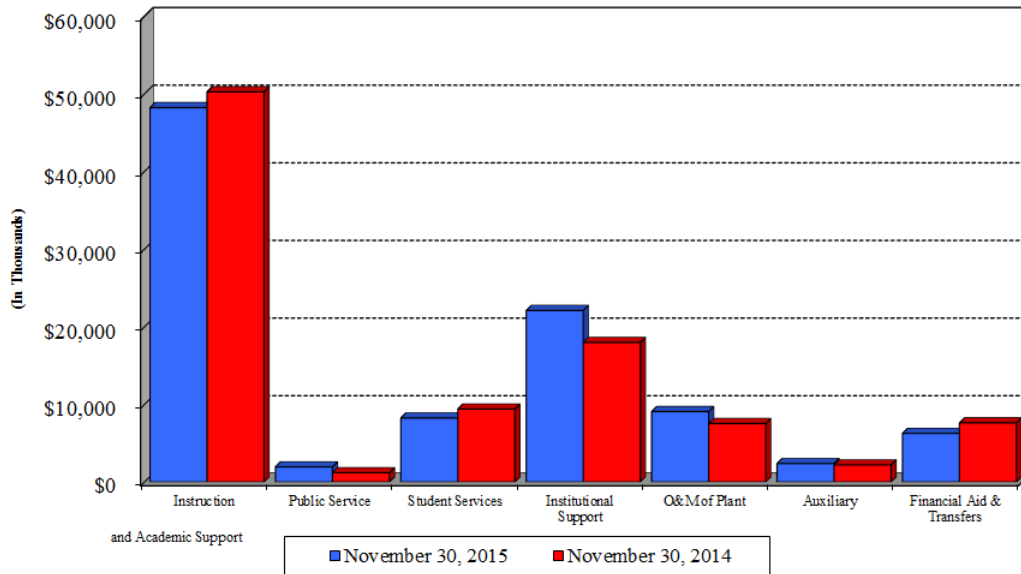


Figure 5 - Current Unrestricted Expenditures