


DALLAS COUNTY COMMUNITY COLLEGE DISTRICT



Financial Statements

As of February 28, 2013

*Dallas County Community College District
 Combined Balance Sheet (Unaudited)
 February 28, 2013
 With Comparative Totals (000's)*

	<i>Current Funds</i>	<i>Plant Funds</i>	<i>Loan and Agency Funds</i>	<i>Quasi- Endowment Fund</i>	<i>Total Current Year</i>	<i>Total As Of 08/31/12</i>	<i>Total February 2012</i>
<u>ASSETS:</u>							
Cash and Cash Equivalents	\$21,096	\$16,160	\$2,089	(\$1,901)	\$37,444	\$35,209	\$59,387
Receivables, Net	18,121	347	21	250	18,739	51,912	16,350
Inventories and Other Assets	4,566	2,895		12	7,473	7,067	8,128
Due From Other Funds	1,129				1,129	3,336	3,851
Investments	249,556	29,946		7,278	286,780	189,037	224,925
Property, Plant, and Equipment		670,947			670,947	682,430	689,671
TOTAL ASSETS	\$294,468	\$720,295	\$2,110	\$5,639	\$1,022,512	\$968,991	\$1,002,312
<u>LIABILITIES:</u>							
Accounts Payable and Accrued Liabilities	24,272	17,814	18		42,104	57,909	43,696
Due to Other Funds	1,129				1,129	3,336	3,851
Deposits and Deferred Revenues	8,949		1,650	84	10,683	42,103	8,647
Bonds Payable		375,305			375,305	395,715	395,715
TOTAL LIABILITIES	\$34,350	\$393,119	\$1,668	\$84	\$429,221	\$499,063	\$451,909
<u>FUND BALANCES:</u>							
<u>Current Funds:</u>							
Operating	\$236,142				\$236,142	\$131,499	\$198,507
Auxiliary	22,196				22,196	19,990	21,170
Restricted							
Richland Collegiate High School	1,780				1,780	1,762	1,427
<u>Plant Funds:</u>							
Unexpended		27,659			27,659	27,182	19,489
Retirement of Indebtedness		3,874			3,874	(3,054)	7,303
Investment in Plant		295,643			295,643	286,715	296,656
Loan Fund			442		442	439	441
Quasi-Endowment Fund				5,555	5,555	5,395	5,410
TOTAL FUND BALANCES	\$260,118	\$327,176	\$442	\$5,555	\$593,291	\$469,928	\$550,403
TOTAL LIABILITIES & FUND BALANCES	\$294,468	\$720,295	\$2,110	\$5,639	\$1,022,512	\$968,991	\$1,002,312

Combined Assets
As of February 28, 2013

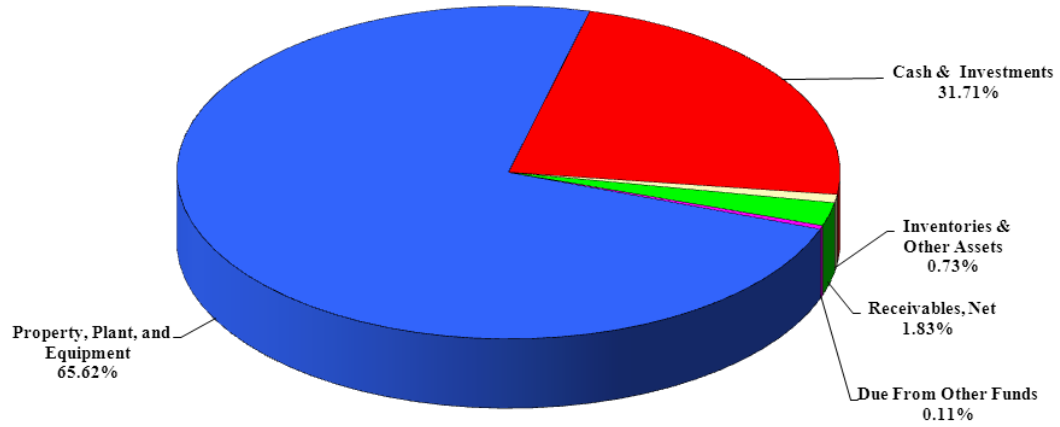


Figure 1 - Combined Assets

Combined Liabilities and Fund Balances
As of February 28, 2013

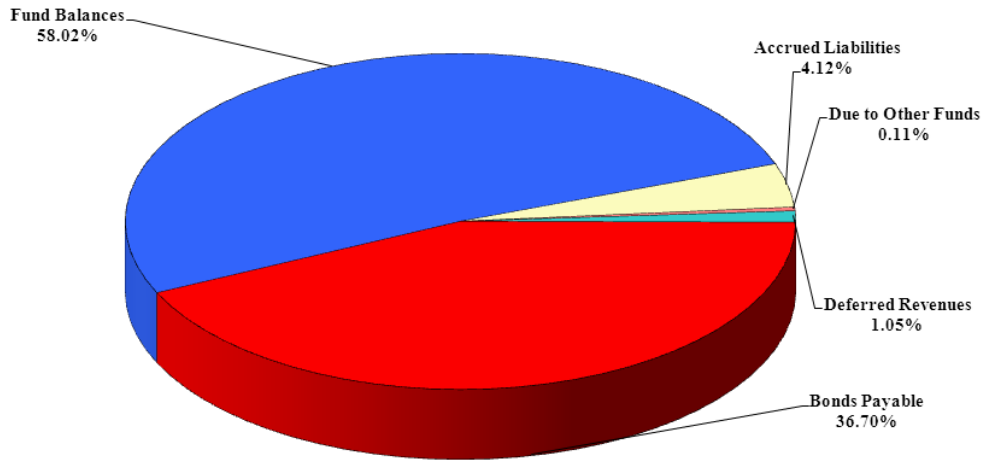
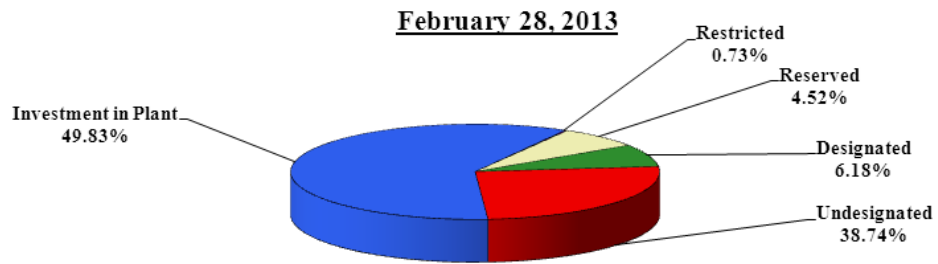


Figure 2 - Combined Liabilities and Fund Balances

Dallas County Community College District
Schedule of Fund Balance (Unaudited)
February 28, 2013
With Comparative Totals (000's)

	Unrestricted			Restricted		Net Investment in Plant	Total-Current Month	Fiscal Year Ending 08/31/12	Net Change Increase/ (Decrease)
	Reserved	Designated	Undesignated	Debt Service	Other				
<u>FUND BALANCES:</u>									
<i>Current Funds:</i>									
Operating	\$25,164	\$4,484	\$206,494				\$236,142	\$131,499	\$104,643
Auxiliary	433	2	21,761				22,196	19,990	2,206
Restricted									
Richland Collegiate High School	170		1,610				1,780	1,762	18
<i>Subtotal:</i>	25,767	4,486	229,865				260,118	153,251	106,867
<i>Plant Funds:</i>									
Unexpended	1,070	26,589					27,659	27,182	477
Retirement of Indebtedness				3,874			3,874	(3,054)	6,928
Investment in Plant						295,643	295,643	286,715	8,928
Loan Fund							442	439	3
Quasi-Endowment Fund		5,555					5,555	5,395	160
TOTAL FUND BALANCES	\$26,837	\$36,630	\$229,865	\$3,874	\$442	\$295,643	\$593,291	\$469,928	\$123,363

Fund Balances by Type - All Funds



Fund Balances by Fund Group - All Funds

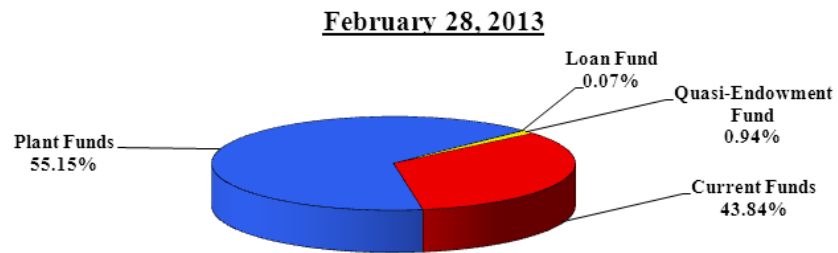


Figure 3 - Fund Balances By Type & Fund Group

Dallas County Community College District
Combined Current Funds Revenues, Expenditures, and Transfers (Unaudited)
February 28, 2013
With Comparative Totals (000's)

	<i>Operating</i>	<i>Auxiliary</i>	<i>Restricted</i>	<i>RCHS</i>	<i>Total Current Year</i>	<i>Total February 2012</i>	<i>Total February 2011</i>
<i>REVENUES:</i>							
State Appropriations	\$39,265		\$8,388	\$1,370	\$49,023	\$49,890	\$54,788
Tuition & Charges - Credit	74,241				74,241	71,534	68,844
Tuition & Charges - Non-Credit	7,089				7,089	7,045	7,638
Total Tuition & Charges	81,330				81,330	78,579	76,482
Ad Valorem Taxes	154,878				154,878	116,396	116,300
Investment Income	399	17		1	417	174	(203)
Contracts & Grants	569	5	61,061		61,635	63,425	65,216
Other	972				972	1,067	972
Auxiliary Enterprises		2,171			2,171	1,953	2,440
TOTAL REVENUES	\$277,413	\$2,193	\$69,449	\$1,371	\$350,426	\$311,484	\$315,995
<i>EXPENDITURES:</i>							
Instruction and Academic Support	\$88,865		\$9,297	\$588	\$98,750	\$93,445	\$97,277
Public Service	2,322		4,291	166	6,779	6,185	5,952
Student Services	16,867		2,200	248	19,315	17,159	17,736
Institutional Support	31,362		4,093	351	35,806	33,337	36,628
Operation and Maintenance of Plant	15,984				15,984	16,008	17,609
Financial Aid	6,898		51,294		58,192	62,469	61,833
Auxiliary Enterprises		4,278			4,278	4,727	4,462
Mandatory Transfers	(6,084)		1,634		(4,450)	(3,496)	(4,225)
TOTAL EXPENDITURES & MANDATORY TRANSFERS	\$168,382	\$4,278	\$69,541	\$1,353	\$243,554	\$236,826	\$245,722
<i>Other Transfers and Additions, net</i>	(4,388)	4,291	92		(5)	1,542	(1,077)
NET INCREASE in FUND BALANCE	\$104,643	\$2,206		\$18	\$106,867	\$76,200	\$69,196

Current Unrestricted Revenues
as of February 28, 2013

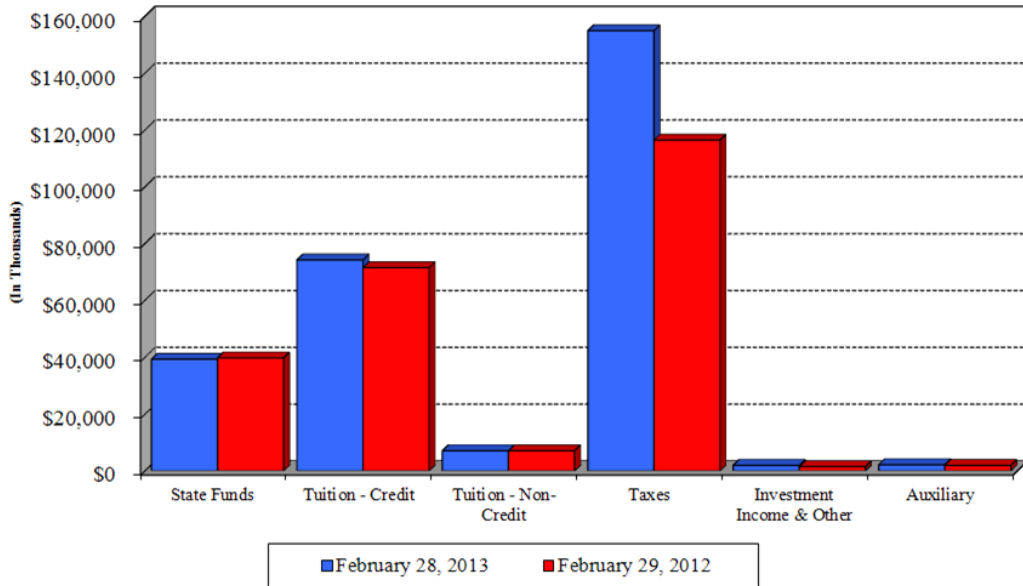


Figure 4 - Current Unrestricted Revenues

Current Unrestricted Expenditures
as of February 28, 2013

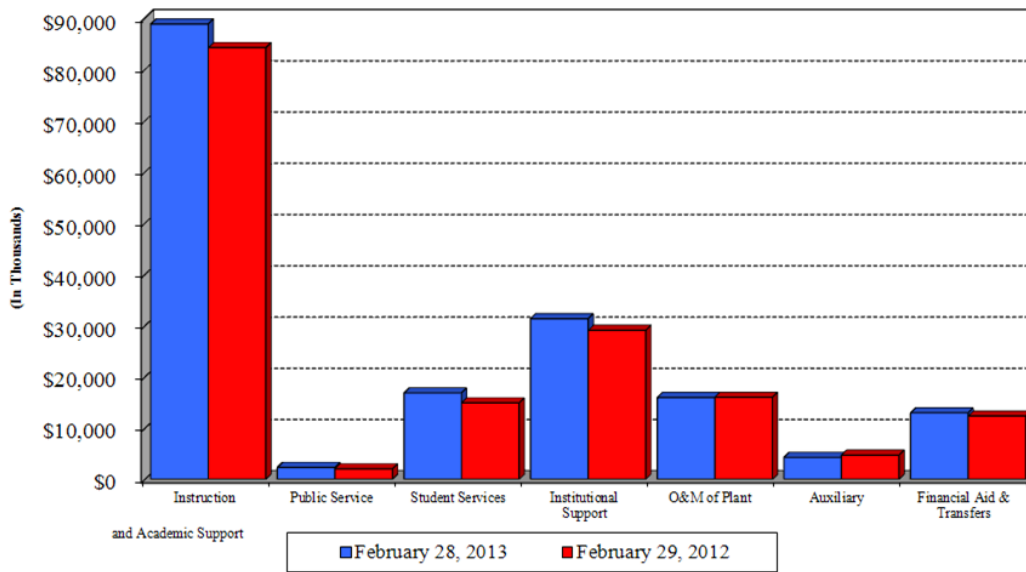


Figure 5 - Current Unrestricted Expenditures